

FAST MOVING TECHNOLOGY

*STÄUBLI*


# CBR 02 quick couplings

High pressure | Motorsports





Discover Stäubli solutions for motorsport applications at:  
[www.staubli-motorsport.com](http://www.staubli-motorsport.com)



Bayonet locking

Flush face design

# Advanced technology for motorsports

## Compact design

The CBR 02 features a very compact and lightweight design.

## Proven reliability

Secure bayonet locking system to resist the strong mechanical forces experienced during race conditions.

## Clean-break, non-spill design

The clean-break, non-spill design prevents any spillage while connecting or disconnecting. This eliminates the need to purge the systems and permits the use of pre-bled components.

## Bayonet locking system

- Quick and easy: to connect, just push and twist
- Durable and reliable

## High pressure resistance

Titanium construction ensures that the CBR 02 is suitable for high pressure applications up to 300 Bar.

## Applications

- Hydraulic line connections
- Brake line connections
- Bleed of hydraulic lines
- Bleed of brake lines and calipers, and clutch circuits
- Nitrogen recharging of dampers



**The opportunity to spend less and contribute to a sustainable development programme**

- With Stäubli, you can rely on:
- the performance of your equipment
  - reliability of long-term investments

## TECHNICAL CHARACTERISTICS

Maximum pressure PS (bar)	300
Version with copper washer sealing (bar)	120
Shut-off	double

Weight	
Socket DASH 2	10.9 g
Socket DASH 3	11.8 g
Plug UNF 5/16 - 24"	3.8 g
Plug UNF 3/8 - 24"	4.8 g
Plug M 10 x 1	5.3 g
Plug M 8 x 1	3.8 g
Plug DASH 2 and DASH 3	6.7 g
Cap	3.5 g

## Construction

### Plug:

- Titanium:
  - Green
  - Blue
  - Yellow (keyed version)
- Stainless steel (IB)

### Socket:

- Titanium:
  - Green
  - Blue
  - Yellow (keyed version)

### Plug caps:

- Titanium:
  - Green
  - Blue
  - Yellow (keyed version)
- Stainless steel (IB)

### Seals:

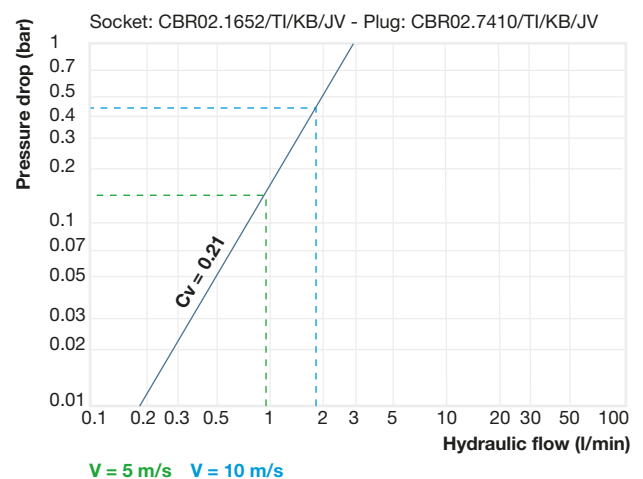
- Fluorocarbon (JV)
- Ethylene-propylene (JE)
- Perfluoroelastomer (JK)

### Bonded seals available:

To allow 10m/s fluid velocity

- Fluorocarbon (JVA)
- Ethylene-propylene (JEA)

## Hydraulic charts flow rate / pressure drop



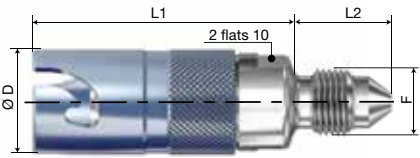
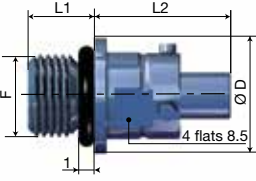
ONLY 3.8 g  
REAL SIZE



### Test conditions:

- Flow direction: in both directions
- Water
- Density: 0.998 g/cc
- Viscosity: 1.08 cSt r



PART-NUMBERS

	Threads F	Dimensions (mm)			Seals	Part-Numbers				
		Ø D	L1	L2						
<b>Socket</b>  	<b>UNF 5/16-24" JIC DASH 2</b>	12.5	31.2	11.5	JV	CBR 02.1651/TI/KB/JV				
					JE	CBR 02.1651/TI/KV/JV				
		13.5	31.2	11.5	JV	CBR 02.1651/TI/KB/JE				
					JE	CBR 02.1651/TI/KV/JE				
		13.5	31.2	11.5	JV	CBR 02.1651/TI/KJ/0/JV				
					JE	CBR 02.1651/TI/KJ/0/JE				
	<b>UNF 3/8-24" JIC DASH 3</b>	12.5	31.2	12.2	JV	CBR 02.1652/TI/KB/JV				
					JE	CBR 02.1652/TI/KV/JV				
		13.5	31.2	12.2	JV	CBR 02.1652/TI/KB/JE				
					JE	CBR 02.1652/TI/KV/JE				
		13.5	31.2	12.2	JV	CBR 02.1652/TI/KJ/0/JV				
					JE	CBR 02.1652/TI/KJ/0/JE				
<b>Plug with rubber seal</b>  	<b>UNF 5/16-24"</b>	10.5	7.5	15	JV	CBR 02.7408/TI/KB/JV/UN				
					JE	CBR 02.7408/TI/KV/JV/UN				
					JK	CBR 02.7408/TI/KJ/0/JV/UN				
						CBR 02.7408/TI/KB/UN				
					JE	CBR 02.7408/TI/KV/UN				
					JK	CBR 02.7408/TI/KJ/0/UN				
		<b>UNF 3/8-24"</b>	12	7	16	JV	CBR 02.7408/TI/KV/JK/UN			
						JK	CBR 02.7408/TI/KJ/0/JK /UN			
			JK	12	7	16	JV	CBR 02.7409/TI/KB/JV/UN		
							JE	CBR 02.7409/TI/KV/JV/UN		
			JK	12	7	16	JE	CBR 02.7409/TI/KJ/0/JV/UN		
							JK	CBR 02.7409/TI/KB/UN		
	JK	12	7	16	JE	CBR 02.7409/TI/KV/UN				
					JK	CBR 02.7409/TI/KJ/0/UN				
	<b>M 8 x 1</b>	10.5	7.5	15	JV	CBR 02.7409/TI/KB/JK/UN				
					JE	CBR 02.7409/TI/KV/JK/UN				
					JK	CBR 02.7409/TI/KJ/0/JK /UN				
						CBR 02.7408/TI/KB/JV				
					JK	10.5	7.5	15	JV	CBR 02.7408/TI/KV/JV
									JE	CBR 02.7408/TI/KJ/0/JV
		JK	10.5	7.5	15	JE	CBR 02.7408/TI/KB/UN			
						JK	CBR 02.7408/TI/KV/UN			
		JK	10.5	7.5	15	JE	CBR 02.7408/TI/KJ/0/UN			
						JK	CBR 02.7408/TI/KB/JK			
JK		10.5	7.5	15	JE	CBR 02.7408/TI/KV/JK				
					JK	CBR 02.7408/TI/KJ/0/JK				

# PART-NUMBERS

	Threads F	Dimensions (mm)			Seals	Part-Numbers			
		Ø D	L1	L2					
<b>Plug</b> 	M 10 x 1	14	8	15.5	JV	CBR 02.7410/TI/KB/JV			
								JE	CBR 02.7410/TI/KV/JV
								JK	CBR 02.7410/TI/KB/JK
					JV	CBR 02.7410/TI/KV/JK			
			15	8	15.5	JE	CBR 02.7410/TI/KB/JE		
								JK	CBR 02.7410/TI/KV/JE
						JK	CBR 02.7410/TI/KB/JK		
<b>Plug with copper seal</b> 	M 10 x 1	14	8	16.5	JV	CBR 02.7410/TI/KB/JV/M			
								JE	CBR 02.7410/TI/KV/JV/M
								JK	CBR02.7410/IB/JV/M
					JV	CBR 02.7410/TI/KB/JE/M			
					JE	CBR 02.7410/TI/KV/JE/M			
					JK	CBR 02.7410/IB/JE/M			
<b>Plug for hose</b> 	UNF 5/16-24" JIC DASH 2	12	11.5	21.7	JV	CBR 02.7651/TI/KB/JV			
								JE	CBR 02.7651/TI/KV/JV
								JK	CBR 02.7651/TI/KB/JE
								JK	CBR 02.7651/TI/KV/JE
								JK	CBR 02.7651/TI/KB/JK
								JK	CBR 02.7651/TI/KV/JK
		UNF 3/8-24" JIC DASH 3	12	12.2	19.7	JV	CBR 02.7652/TI/KB/JV		
								JE	CBR 02.7652/TI/KV/JV
								JK	CBR 02.7652/TI/KB/JE
								JK	CBR 02.7652/TI/KV/JE
								JK	CBR 02.7652/TI/KB/JK
								JK	CBR 02.7652/TI/KV/JK
<b>Tight plug cap</b> 	-	13	14.3	-	JV	CBR 02.8550/TI/KB/JV			
								JE	CBR 02.8550/TI/KV/JV
								JK	CBR 02.8550/IB/JV
								JK	CBR 02.8550/TI/KB/JE
								JK	CBR 02.8550/TI/KV/JE
								JK	CBR 02.8550/IB/JE

PART-NUMBERS

	Threads F	Dimensions (mm)			Seals	Part-Numbers
		Ø D	L1	H		
<b>Hexagonal tight plug cap</b> 	-	14.5	14.3	13	JV	CBR 02.8550/TI/KB/JV/BH
						KV/JV/BH
					JE	CBR 02.8550/TI/KB/JE/BH
						KV/JE/BH
					JK	CBR 02.8550/TI/KB/JK/BH
						KV/JK/BH
	-	15.5	14.3	14	JV	CBR 02.8550/TI/0/KJ/JV/BH
						KJ/JV/BH
					JE	CBR 02.8550/TI/0/KJ/JE/BH
						KJ/JE/BH
					JK	CBR 02.8550/TI/0/KJ/JK/BH
						KJ/JK/BH
<b>Plug mounting tool</b>						CBR 02.9000
						S00969414 for /0 keyed version





■ Stäubli Units    ○ Agents

# Global presence of the Stäubli Group

[www.staubli.com](http://www.staubli.com)