FAST MOVING TECHNOLOGY

STÄUBLI

RBE quick-release couplings

All fluids | Modular range

The right solution...

... for all of your applications

Applications

- Gas: hydrogen, argon, nitrogen, helium…
- Steam
- Solvents
- Liquids
- High pressure
- Process vacuum...

In all industrial and research sectors.

Optimum safety

through the design of the product, the quality of the materials used and the right seal type for the fluid being transported. This aspect is particularly important in circuits carrying corrosive gases and liquids.

Efficiency

RBE couplings for all fluids are highly efficient, giving optimum flow.

Modularity

The comprehensive, fully modular RBE range for all fluids offers a choice of 5 coupling sizes, 3 types of construction, 7 seal materials, 3 shut-offs, and numerous options.

It means that you can put together the right quick-release coupling for your application depending on the fluid characteristics (type, pressure, temperature) and the required flow rate.

Lasting Stäubli tightness

proven by over 50 years of industrial connections for fluids.

Tried and tested reliability and efficiency

The technology behind Stäubli couplings gives long service life at the lowest possible operating cost.

The speed and simplicity of push-button technology

Connected and disconnected with one hand for greater ease of use:

- Connected by pushing the plug directly into the socket.
- Disconnected by pressing the locking button.

To meet the specific requirements of some industries, the RBE range also includes quick-release couplings:

- For heavy iron and steel applications involving oxygen, flammable gases and neutral gases (RBE11/UR).
- For nuclear remote handling (see leaflet RG100).

Five key steps to determine the right quick-release coupling for your application

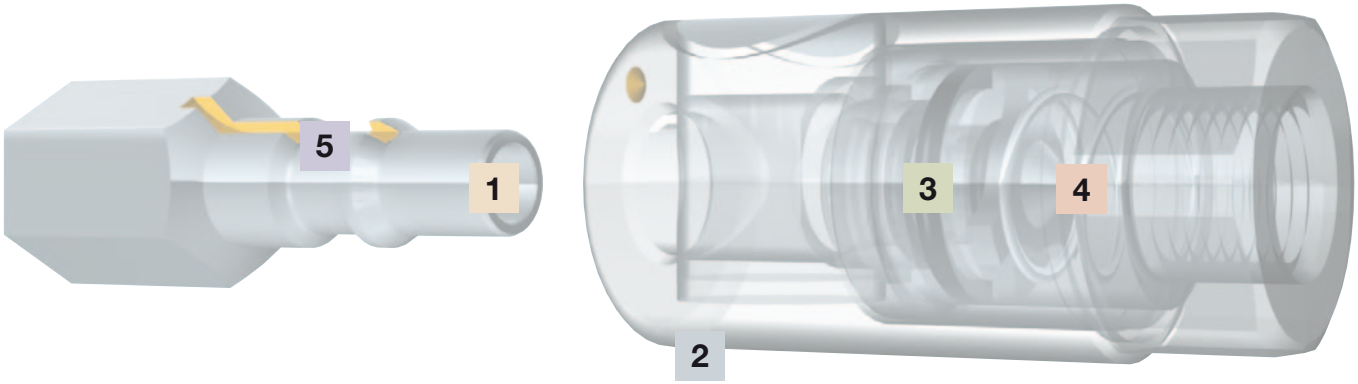

1 **Diameter** (p.5)

5 coupling diameters available: 03 / 06 / 08 / 11 or 19 mm

2 **Construction** (p.5)

Low and medium pressure / high pressure or process vacuum

3 **Seals** (p. 6-7)

7 grades available: Nitrile / Fluorocarbon / Ethylene-Propylene / Perfluoroelastomer /Fluorosilicone / Chloroprene / PTFE

4 **Shut-off** (p. 7)

3 options: single / double or none (full flow)

5 **Options** (p. 8-9)

6 available: safety keys / coloured disks for recessed couplings / raised push-button lock / safety lock / dust guard / cap fixing

1 Flow diameter

5 coupling sizes: nominal Ø of 03, 06, 08, 11 or 19 mm.

2 Construction *

The type of construction selected depends on the fluid carried, the maximum operating pressure and the external environment.

Low and medium pressure		
Air, various gases, oils, hydrocarbons... with no specific corrosion resistance requirements.	Water, air, various gases, oils, hydrocarbons...	Various corrosive gases, sea water, a large number of chemicals... in a corrosive atmosphere.
Max. working pressure: 50 bar	Max. working pressure: 50 bar	Max. working pressure: 15 bar
Mainly stainless steel with 17% chrome. Socket end connection: anti-corrosion treated steel	Mainly stainless steel with 17% chrome	Mainly stainless steel 316 series
As standard: no code	**Code IA** (**IA/BF:** without brass)	**Code IC**

High pressure		
High pressure liquids.	High pressure gases.	High pressure liquids and gases, with specific decontamination and corrosion resistance requirements.
Max. working pressure: up to 450 bar depending on diameter and material series	Max. working pressure: up to 450 bar depending on diameter and material series	Max. working pressure: up to 450 bar depending on diameter and material series
	Plug body and lock: high strength stainless steel	Plug body and lock: high strength stainless steel
stainless steel with 17% chrome and stainless steel 316 series	stainless steel with 17% chrome and stainless steel 316 series	Mainly stainless steel 316 series
Code IA/HPL	**Code IA / HPG**	**Code IC / HPI**

Process vacuum

Recommended for a process vacuum up to 10^{-3} torr and for all applications requiring a high degree of tightness.

Vacuum tightness: 1.10^{-3} N.cm³/s. in connected and disconnected position.
For even more stringent requirements, please ask us.

Internal parts: mainly stainless steel 316 series

Code IA/W

* All springs are in stainless steel with 18% chrome.

For optimum performance, sockets and plugs with the same construction must be used.

Socket	Full flow plug	Auto shut-off plug
standard	standard	standard or IA
IA	standard	IA
IC	IC	IC
IA / HPL	HPL	IA / HPL
IA / HPG	HPG	IA / HPG
IC / HPI	IC / HPI	IC / HPI
IA / W	standard	IA / W
IC / W	IC	IC / W

For **hydraulic applications**, use our flat-face SPX couplings (see leaflet RF125).

For **hydraulic circuits with pulsating or vibrating flow**, use our HPX quick-release couplings (see leaflet RF150).

3 Seals

The seal material selected depends on the fluid carried, the working temperature and the maximum working pressure.

Material	Code	Minimum and maximum allowable temperatures TS (°C)	Applications
Nitrile (NBR)	**standard**	-15 and +100	▪ General applications ▪ High mechanical strength
Fluorocarbon (FPM)	**JV**	-10 and +200	▪ Good chemical resistance ▪ Outstanding resistance to high temperatures up to 200 °C ▪ Resistance to mineral oils, synthetic hydraulic oils, fuels, chemicals, hydrocarbons and coolants
Ethylene-propylene (EPDM)	**JE**	-20 and +150	▪ Excellent resistance to high temperatures ▪ Compatible with phosphate-based brake fluids - esters, hot and cold water, steam
Perfluoroelastomer (FFKM)	**JK**	0 and +250	▪ Combines the qualities of an elastomer with the chemical resistance of PTFE ▪ Remarkable resistance to heat and most chemical agents ▪ Coolants
Fluorosilicone (FMQ)	**JS3**	-45 and +175	▪ **Max. working pressure: 50 bar** ▪ Good resistance to low and high temperatures ▪ Resistance to mineral oils, fuels
PTFE (not available on 3 and 8 mm diameters)	**JT***	-50 and +200	▪ **Max. working pressure: 80 bar** ▪ Excellent chemical resistance ▪ Very good resistance to low and high temperatures ▪ Superior performance to elastomers.
Chloroprene (CR)	**JC**	-40 and +100	▪ Good resistance to ageing and refrigerants

* Only available on IA and IC auto-shut-off sockets et plugs.
Full flow plugs: add code /JT to the selected part-number.

To design the best solution for your application, we recommend that you give us the following information:

- type of fluid
- pressure
- temperature
- concentration of salts and acids in aqueous solutions
- specific operating conditions

Please do not hesitate to contact our technician for advice.

Our experience as a quick-release coupling specialist is at your disposal.

KES sealing kit

KES sealing kits consist of a retaining ring and an O-ring to create a perfect seal between the socket or the plug and its holder. Part-numbers that are compatible with this option are indicated by the symbol KES in the part-number tables on p. 14 to 25.

KES sealing kits must be ordered separately.

Select the ring and seal materials depending on your application, using our new documentation RP003.

4 Shut-off

Single shut-off

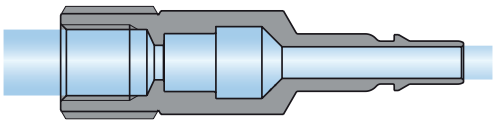

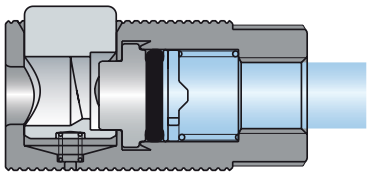

Socket with automatic shut-off
Full flow plug

Socket: **standard**
Plug: **full flow**

Recommended for:

- Non-aggressive fluids
- Non-polluting products
- Non-hazardous gases
- Applications requiring decompression of the downstream line

Double shut-off

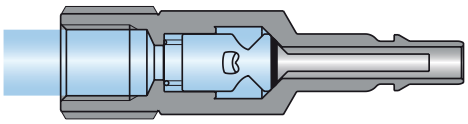

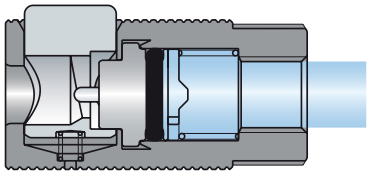

Socket and plug with automatic shut-off

Socket: **code OD**
Plug: **shut-off valve**

Recommended for:

- Low and high pressure oil circuits
- Hazardous, aggressive or polluting gases or products
- Minimising spillage

No shut-off (full flow)

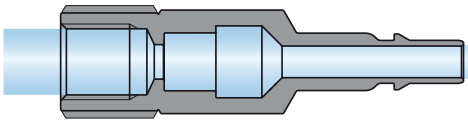

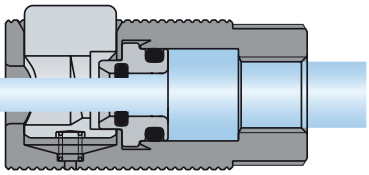

Full flow socket and plug

Socket: **code OS**
Plug: **full flow**

Recommended for:

- Non-aggressive fluids
- Slurries
- Salt water, lime water or untreated mains water
- Non-polluting products
- Non-hazardous gases
- Gives a higher flow rate for the same flow diameter

5 Options

7 safety keys

They prevent any mistaken connection of different gases or liquids and enable methodical identification of circuits.

Mechanical interlock

2 grooves machined into the plug (key) line up with two stubs on the socket (key).

Visual identification

by coloured marks on the plug and socket.

Yellow	180°		**Code 0**
Purple	165°		**Code 15***
Red	150°		**Code 3**
Green	135°		**Code 45**

Blue	120°		**Code 6**
Brown	105°		**Code 75***
Black	90°		**Code 9**

* Safety keys unavailable on all diameters: consult us

Safety keys also available on recessed couplings:

by coloured marks on the plug and socket.

- **Standard and IA construction:** disc supplied as standard in the colour of the key.



- **IC construction:** **grey** disc as standard, but a disc that matches the colour of the key only can be ordered, specifying the colour code in the part-number (see below).

- **For heavy iron and steel applications involving gases** we also offer the **RBE 11/UR** quick-release couplings with **stud safety keys.**



Coloured disks for recessed couplings

For immediate visual identification of circuits.



Yellow	**code DKJ**
Purple	**code DKW**
Red	**code DKR**
Green	**code DKV**

Blue	**code DKB**
Brown	**code DKM**
Black	**code DKN**

Safety lock

Code VS

To unlock:

- push back the cover
- press the lock

Not available on IC construction and not available on RBE 03.

Raised push-button lock

Code VD

Recommended for frequent unlocking or if protective gloves are worn.

Dust guard

Code VD / PP

When coupled, the chloroprene (CR) guard protects the working parts of the coupling against the ingress of dust and other matter.

Must be fitted with raised push-button lock, code VD.

Minimum and maximum allowable temperatures TS (°C): -20 and +100

Not available on RBE 03.

Fixing for protective cap

Code FB

Protective cap to be ordered separately: see page 27.

Other options are also available: please ask us:

- **DG:** degreasing of metal components.
- **PE:** electropolishing for stainless steel components.
- **OX:** product prepared for use of oxygen.
- **FDA:** product prepared for compliance with FDA requirement.
- **USP:** product prepared for compliance with USP requirement.

Technical data

	RBE 03	RBE 06	RBE 08	RBE 11	RBE 19
Nominal diameter DN (mm)	3	5.5	8	11	19
Flow area (mm^2)	7	23.75	50	95	283

Maximum allowable pressure PS (bar)

RBE coupling series	standard		IA		IA/HPL	IA /HPG	IC	IC /HPI
RBE 03	50	16(1)	50	16(1)	400	400	15(2)	400
RBE 06	50	16(1)	50	16(1)	450	450	15(2)	450
RBE 08	50	16(1)	50	16(1)	400	400	15(2)	400
RBE 11	50	16(1)	50	16(1)	350	350	15(2)	350
RBE 19	50	16(1)	50	16(1)	300	300	15(2)	300

(1) **Connection for rubber hose and ear clamp or jubilee clip assembly: pressure up to 16 bar.**
(2) For higher pressures, please refer to our RBL documentation.
For hazardous gases as defined in Directive 2014/68/EU, please ask us for the maximum allowable pressure PS.

Hydraulic flow rate in l/min at a velocity of 5 m/s

	RBE 03	RBE 06	RBE 08	RBE 11	RBE 19
Single shut-off	2.1	7.2	15.1	28.5	85
Double shut-off	1.5	5	12.2	24.8	76
No shut-off (full flow)	2.1	7.2	15.1	28.5	85

Pneumatic flow rate in Nm^3/h for inlet pressure of 6 bar, pressure drop of 0.3 bar and temperature of 10 °C

	RBE 03	RBE 06	RBE 08	RBE 11	RBE 19
Single shut-off	11	35	70	140	450
Double shut-off	6.5	18	45	90	240
No shut-off (full flow)	13	42	110	210	600

Flow rate/pressure drop hydraulic charts

1 Single shut-off circuit

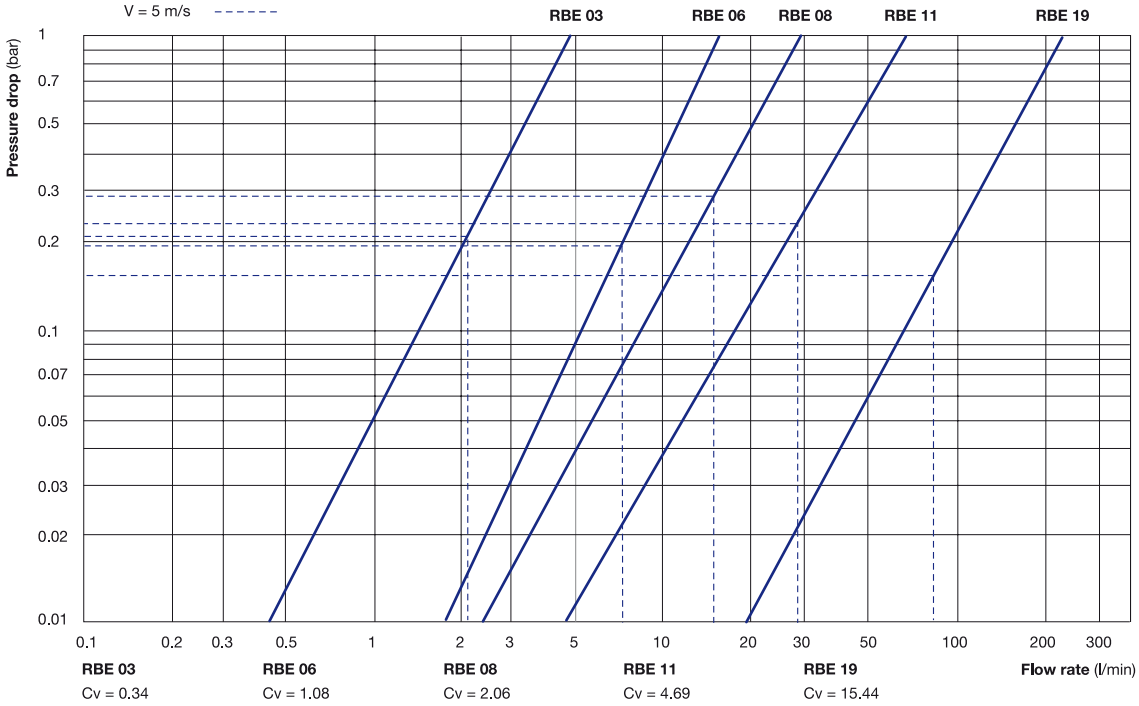

2 Double shut-off circuit

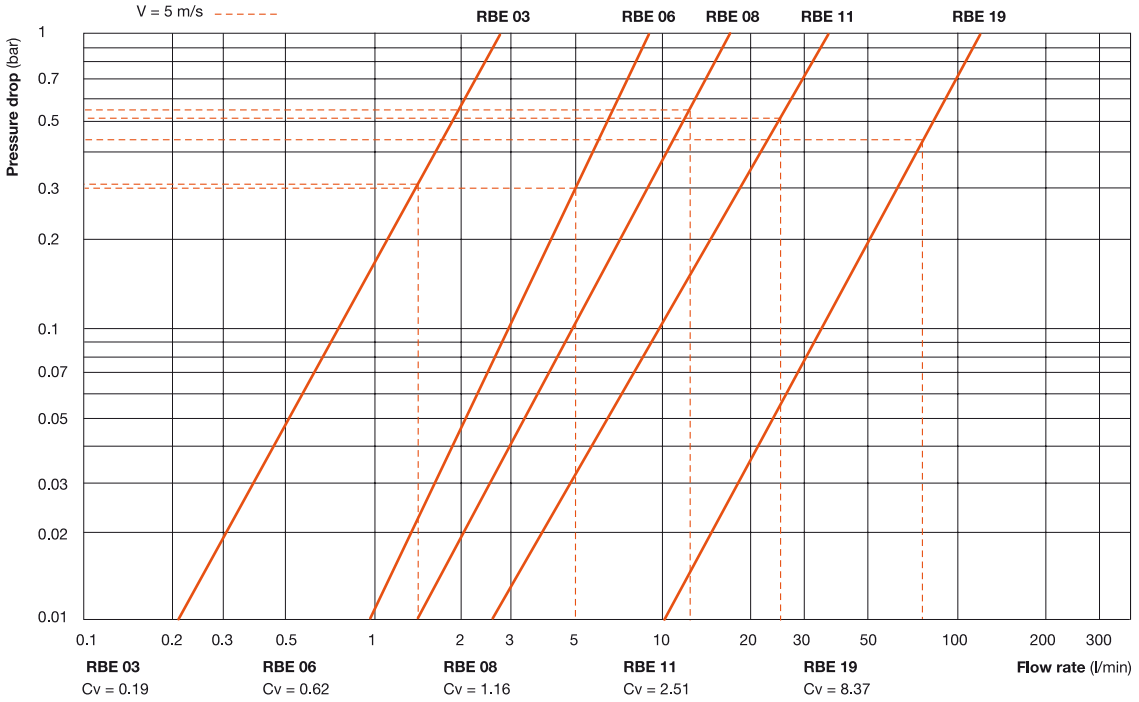

Test conditions:

- Fluid: water
- Direction of flow: socket → plug

3D models and sizing plans are available on request



How to create your socket part-number

"Standard" part-number — Additional options

■ **Socket** **RBE XX.XXXX** / **IA** / **JE** / **OD** / **15 / VD / PP / FB**

1 **Standard socket**
(p. 14-16-19-22-24)
Seals: nitrile (NBR)
Shut-off: single
No special option

2 **Construction** (p. 5)
Low and medium pressure: **IA** - IA/BF - IC
High pressure: IA/HPL - IA/HPG - IC/HPI
Process vacuum: IA/W

3 **Seal grades** other than Nitrile (p. 6-7)
JV - **JE** - JK - JS3 - JC - JT

4 **Shut-off** (p. 7)
OD - OS

5 **Options** (p. 8-9)

■ **Safety keys**

	Stubs	Code
Yellow	180°	0
Purple	165°	**15***
Red	150°	3
Green	135°	45
Blue	120°	6
Brown	105°	75*
Black	90°	9

* Safety keys unavailable on all diameters: consult us

■ **Lock**
Raised push-button ..... VD
Safety (only available on standard and IA series, excluding 3 mm diameter) ..... VS

■ **Dust guard**
(not available on 3 mm diameter) ..... **VD/PP**

■ **Cap fixing** ..... **FB**

How to create your plug part-number

"Standard" part-number | Additional options

- **Full flow plug** — **RBE XX.XXXX** / **IC/HPI** / **15**

- **Auto shut-off plug** — **RBE XX.XXXX** / **IA** / **JE** / **15**

  (with socket code OD only)
  Supplied with chloroprene (CR) protective cap

1 **Standard plug**
(p. 15-17-18-20-21-23-25)
No special option
No code

2 **Construction** (p. 5)
for full flow plug
Low and medium pressure: **IC**
High pressure: HPL - HPG - **IC/HPI**

2 **Construction** (p. 5)
for auto shut-off plug
Low and medium pressure: **IA** - IA/BF - IC
High pressure: IA/HPL - IA/HPG - IC/HPI
Process vacuum: IA/W

3 **Seal grades** other than nitrile for auto shut-off plug (p. 6-7)
JV - **JE** - JK - JS3 - JC - JT

5 **Options** (p. 8-9)

- **Safety keys**

	Stubs	Code
Yellow	180°	0
Purple	165°	**15***
Red	150°	3
Green	135°	45
Blue	120°	6
Brown	105°	75*
Black	90°	9

* Safety keys unavailable on all diameters: consult us

Part-numbers

RBE 03

Standard sockets

Panel mounted sockets

	End connection	Part-numbers	Standard	IA	IA/HPL	IA/HPG	IC	IC/HPI	Part-numbers
Female thread									
	G 1/8	**RBE 03.1100**	■	■	■	■	■	■	**RBE 03.2100**
	NPT 1/8	**RBE 03.1200**	■	■	■	■	■	■	**RBE 03.2200**
	NPT 1/4	**RBE 03.1201**	■	■	■	■	■	■	
	UN 7/16 - 20 *	**RBE 03.1311**	■	■	■	■	■	■	
	* as per SAE J 1926								
Male thread									
	G 1/8	**RBE 03.1150**	■	■	■	■	■	■	**RBE 03.2150**
	G 1/4	**RBE 03.1151**	■	■	■	■	■	■	**RBE 03.2151**
	NPT 1/8	**RBE 03.1250**	■	■	■	■	■	■	**RBE 03.2250**
	NPT 1/4	**RBE 03.1251**	■	■	■	■	■	■	**RBE 03.2251**
For rubber hose									
	Ø 4 mm	**RBE 03.1804**	■	■			■		**RBE 03.2804**
	Ø 6 mm	**RBE 03.1806**	■	■			■		**RBE 03.2806**
									
For plastic pipe									
	Ø 4/6 mm	**RBE 03.1904**	■	■			■		**RBE 03.2904**
	Ø 6/8 mm	**RBE 03.1906**	■	■			■		**RBE 03.2906**
For copper pipe									
	Ø 4/6 mm	**RBE 03.1704**	■						**RBE 03.2704**
	Ø 6/8 mm	**RBE 03.1706**	■						**RBE 03.2706**
For calibrated stainless steel pipe* (double ring union) compliant with ISO 1127 class D4 and ASTM A 269 class 1 (installation instructions RV1300100)									
	ext. Ø 6 mm	**RBE 03.1766**		■	■	■	■	■	**RBE 03.2766**
	ext. Ø 8 mm	**RBE 03.1768**		■	■	■	■	■	**RBE 03.2768**
	ext. Ø 1/4"	**RBE 03.1753**		■	■	■	■	■	**RBE 03.2753**
									
Clamp profile pursuant to ISO 2852 and DIN 32676									
	Ø 25 mm	**RBE 03.1025**					■		
	Ø 34 mm	**RBE 03.1034**					■		
	Ø 50 mm	**RBE 03.1050**					■		

Part-numbers

RBE 03

Full flow plugs

Auto shut-off plugs

supplied with chloroprene (CR) protective cap (see p. 27)

	End connection	Part-numbers	Standard	HPL	HPG	IA	IA/HPL	IA/HPG	IC	IC/HPI	End connection	Part-numbers
Female thread												
	G 1/8	**RBE 03.6100**	■	■	■				■	■		
	NPT 1/8	**RBE 03.6200**	■	■	■				■	■		
			■			■	■	■	■	■	G 1/8	**RBE 03.7100**
			■			■	■	■	■	■	NPT 1/8	**RBE 03.7200**
	* as per SAE J 1926		■			■	■	■	■	■	UN 7/16 - 20 *	**RBE 03.7311**
Male thread												
	G 1/8	**RBE 03.6150**	■	■	■				■	■		
	G 1/4	**RBE 03.6151**	■	■	■				■	■		
	NPT 1/8	**RBE 03.6250**	■	■	■				■	■		
	NPT 1/4	**RBE 03.6251**	■	■	■				■	■		
			■			■	■	■	■	■	G 1/8	**RBE 03.7150**
			■			■	■	■	■	■	G 1/4	**RBE 03.7151**
			■			■	■	■	■	■	NPT 1/8	**RBE 03.7250**
			■			■	■	■	■	■	NPT 1/4	**RBE 03.7251**
For rubber hose												
	Ø 4 mm	**RBE 03.6804**	■						■			
	Ø 6 mm	**RBE 03.6806**	■						■			
			■			■			■		Ø 4 mm	**RBE 03.7804**
			■			■			■		Ø 6 mm	**RBE 03.7806**
For plastic pipe												
	Ø 4/6 mm	**RBE 03.6904**	■						■			
	Ø 6/8 mm	**RBE 03.6906**	■						■			
	Ø 8/10 mm	**RBE 03.6908**							■			
			■			■			■		Ø 4/6 mm	**RBE 03.7904**
			■			■			■		Ø 6/8 mm	**RBE 03.7906**
									■		Ø 8/10 mm	**RBE 03.7908**
For copper pipe												
	Ø 4/6 mm	**RBE 03.6704**	■						■			
	Ø 6/8 mm	**RBE 03.6706**	■						■			
			■			■			■		Ø 4/6 mm	**RBE 03.7704**
			■			■			■		Ø 6/8 mm	**RBE 03.7706**
For calibrated stainless steel pipe* (double ring union) compliant with ISO 1127 class D4 and ASTM A 269 class 1 (installation instructions RV1300100)												
	ext. Ø 6 mm	**RBE 03.6766**	■	■	■				■	■		
	ext. Ø 8 mm	**RBE 03.6768**	■	■	■				■	■		
	ext. Ø 1/4"	**RBE 03.6753**	■	■	■				■	■		
						■	■	■	■	■	ext. Ø 6 mm	**RBE 03.7766**
						■	■	■	■	■	ext. Ø 8 mm	**RBE 03.7768**
						■	■	■	■	■	ext. Ø 1/4"	**RBE 03.7753**
Clamp profile pursuant to ISO 2852 and DIN 32676												
	Ø 25 mm	**RBE 03.6025**							■		Ø 25 mm	**RBE 03.7025**
	Ø 34 mm	**RBE 03.6034**							■		Ø 34 mm	**RBE 03.7034**
	Ø 50 mm	**RBE 03.6050**							■		Ø 50 mm	**RBE 03.7050**

■ **Protective caps and manifolds:** see p. 26-27.

Part-numbers

RBE 06

Standard sockets

Panel mounted sockets



	End connection	Part-numbers	Standard	IA	IA/HPL	IA/HPG	IC	IC/HPI	Part-numbers
Female thread									
	G 1/8	**RBE 06.1100**	■	■	■	■	■	■	**RBE 06.2100**
	G 1/4	**RBE 06.1101**	■	■	■	■	■	■	**RBE 06.2101**
	G 3/8	**RBE 06.1102**	■	■	■	■	■	■	**RBE 06.2102**
	G 1/2	**RBE 06.1103**	■	■	■	■	■	■	**RBE 06.2103**
	Rc 1/4	**RBE 06.1111**	■	■	■	■	■	■	**RBE 06.2111**
	NPT 1/8	**RBE 06.1200**	■	■	■	■	■	■	**RBE 03.2200**
	NPT 1/4	**RBE 06.1201**	■	■	■	■	■	■	**RBE 06.2201**
	NPT 3/8	**RBE 06.1202**	■	■	■	■	■	■	**RBE 06.2202**
	NPT 1/2	**RBE 06.1203**	■	■	■	■	■	■	**RBE 06.2203**
* as per SAE J 1926	UN 9/16 - 18 *	**RBE 06.1314**	■	■	■	■	■	■	**RBE 06.2314**
Male thread									
	G 1/8	**RBE 06.1150**	■	■	■	■	■	■	**RBE 06.2150**
	G 1/4	**RBE 06.1151**	■	■	■	■	■	■	**RBE 06.2151**
	G 3/8	**RBE 06.1152**	■	■	■	■	■	■	**RBE 06.2152**
	G 1/2	**RBE 06.1153**	■	■	■	■	■	■	**RBE 06.2153**
	NPT 1/8	**RBE 06.1250**	■	■	■	■	■	■	**RBE 06.2250**
	NPT 1/4	**RBE 06.1251**	■	■	■	■	■	■	**RBE 06.2251**
	NPT 3/8	**RBE 06.1252**	■	■	■	■	■	■	**RBE 06.2252**
	NPT 1/2	**RBE 06.1253**	■	■	■	■	■	■	**RBE 06.2253**
For rubber hose									
	Ø 6 mm	**RBE 06.1806**	■	■			■		**RBE 06.2806**
	Ø 8 mm	**RBE 06.1808**	■	■			■		**RBE 06.2808**
	Ø 10 mm	**RBE 06.1810**	■	■			■		**RBE 06.2810**
	Ø 13 mm	**RBE 06.1813**	■	■			■		**RBE 06.2813**
For plastic pipe									
	Ø 6/8 mm	**RBE 06.1906**	■	■			■		**RBE 06.2906**
	Ø 8/10 mm	**RBE 06.1908**	■	■			■		**RBE 06.2908**
For copper pipe									
	Ø 6/8 mm	**RBE 06.1706**	■	■					**RBE 06.2706**
	Ø 8/10 mm	**RBE 06.1708**	■	■					**RBE 06.2708**
For calibrated stainless steel pipe* (double ring union) compliant with ISO 1127 class D4 and ASTM A 269 class 1 (installation instructions RV1300100)									
	ext. Ø 6 mm	**RBE 06.1766**		■	■	■	■	■	**RBE 06.2766**
	ext. Ø 8 mm	**RBE 06.1768**		■	■	■	■	■	**RBE 06.2768**
	ext. Ø 10 mm	**RBE 06.1770**		■	■	■	■	■	**RBE 06.2770**
	ext. Ø 1/4"	**RBE 06.1753**		■	■	■	■	■	**RBE 06.2753**
	ext. Ø 3/8"	**RBE 06.1755**		■	■	■	■	■	**RBE 06.2755**
	ext. Ø 1/2"	**RBE 06.1756**		■	■	■	■	■	**RBE 06.2756**
Clamp profile pursuant to ISO 2852 and DIN 32676									
	Ø 25 mm	**RBE 06.1025**					■		
	Ø 34 mm	**RBE 06.1034**					■		
	Ø 50 mm	**RBE 06.1050**					■		

Part-numbers

RBE 06

Full flow plugs

Auto shut-off plugs

supplied with chloroprene (CR) protective cap (see p. 27)

	End connection	Part-numbers	Standard	HPL	HPG	IA	IA/HPL	IA/HPG	IC	IC/HPI	End connection	Part-numbers
Female thread												
	G 1/8	**RBE 06.6100** KES	■	■	■				■	■		
	G 1/4	**RBE 06.6101**	■	■	■				■	■		
	G 3/8	**RBE 06.6102** KES	■	■	■				■	■		
	NPT 1/8	**RBE 06.6200**	■	■	■				■	■		
	NPT 1/4	**RBE 06.6201**	■	■	■				■	■		
	NPT 3/8	**RBE 06.6202**	■	■	■				■	■		
	M 14 x 125	**RBE 06.6314**	■									
	UN 9/16 - 20	**RBE 06.6315**	■									
			■			■	■	■	■	■	G 1/8	**RBE 06.7100** KES
			■			■	■	■	■	■	G 1/4	**RBE 06.7101**
			■			■	■	■	■	■	G 3/8	**RBE 06.7102**
			■			■	■	■	■	■	Rc 1/4	**RBE 06.7111**
			■			■	■	■	■	■	NPT 1/8	**RBE 06.7200**
			■			■	■	■	■	■	NPT 1/4	**RBE 06.7201**
			■			■	■	■	■	■	NPT 3/8	**RBE 06.7202**
						■	■	■	■	■	UN 9/16 - 18 *	**RBE 06.7314**
Male thread												
	G 1/8	**RBE 06.6150** KES	■	■	■				■	■		
	G 1/4	**RBE 06.6151** KES *	■	■	■				■	■		
	G 3/8	**RBE 06.6152**	■	■	■				■	■		
	G 1/2	**RBE 06.6153** KES	■	■	■				■	■		
	NPT 1/8	**RBE 06.6250**	■	■	■				■	■		
	NPT 1/4	**RBE 06.6251**	■	■	■				■	■		
	NPT 3/8	**RBE 06.6252**	■	■	■				■	■		
	M 14 x 125	**RBE 06.6414**	■									
	UN 9/16 - 20	**RBE 06.6415**	■									
	W 3/8 (With.)	**RBE 06.6152/NW**	■									
			■			■	■	■	■	■	G 1/8	**RBE 06.7150** KES
			■			■	■	■	■	■	G 1/4	**RBE 06.7151** KES
			■			■	■	■	■	■	G 3/8	**RBE 06.7152** KES
			■			■	■	■	■	■	NPT 1/8	**RBE 06.7250**
			■			■	■	■	■	■	NPT 1/4	**RBE 06.7251**
			■			■	■	■	■	■	NPT 3/8	**RBE 06.7252**
For rubber hose												
	Ø 4 mm	**RBE 06.6804**	■						■			
	Ø 6 mm	**RBE 06.6806**	■						■			
	Ø 8 mm	**RBE 06.6808**	■						■			
	Ø 10 mm	**RBE 06.6810**	■						■			
	Ø 13 mm	**RBE 06.6813**	■						■			
			■			■			■		Ø 6 mm	**RBE 06.7806**
			■			■			■		Ø 8 mm	**RBE 06.7808**
			■			■			■		Ø 10 mm	**RBE 06.7810**
			■			■			■		Ø 13 mm	**RBE 06.7813**
For plastic pipe												
	Ø 4/6 mm	**RBE 06.6904**	■						■			
	Ø 6/8 mm	**RBE 06.6906**	■						■			
	Ø 8/10 mm	**RBE 06.6908**	■						■			
			■			■			■		Ø 6/8 mm	**RBE 06.7906**
			■			■			■		Ø 8/10 mm	**RBE 06.7908**

* as per SAE J 1926

* KES unavailable for standard and HPL versions

Part-numbers

RBE 06

Full flow plugs

Auto shut-off plugs

supplied with chloroprene (CR) protective cap (see p. 27)

End connection	Part-numbers	Standard	HPL	HPG	IA	IA/HPL	IA/HPG	IC	IC/HPI	End connection	Part-numbers
For copper pipe											
Ø 6/8 mm	**RBE 06.6706**	■									
Ø 8/10 mm	**RBE 06.6708**	■									
		■			■					Ø 6/8 mm	**RBE 06.7706**
		■			■					Ø 8/10 mm	**RBE 06.7708**
For calibrated stainless steel pipe* (double ring union) compliant with ISO 1127 class D4 and ASTM A 269 class 1 (installation instructions RV1300100)											
ext. Ø 6 mm	**RBE 06.6766**	■	■	■				■	■		
ext. Ø 8 mm	**RBE 06.6768**	■	■	■				■	■		
ext. Ø 10 mm	**RBE 06.6770**	■	■	■				■	■		
ext. Ø 1/4"	**RBE 06.6753**	■	■	■				■	■		
ext. Ø 3/8"	**RBE 06.6755**	■	■	■				■	■		
					■	■	■	■	■	ext. Ø 6 mm	**RBE 06.7766**
					■	■	■	■	■	ext. Ø 8 mm	**RBE 06.7768**
					■	■	■	■	■	ext. Ø 10 mm	**RBE 06.7770**
					■	■	■	■	■	ext. Ø 1/4"	**RBE 06.7753**
					■	■	■	■	■	ext. Ø 3/8"	**RBE 06.7755**
Clamp profile pursuant to ISO 2852 and DIN 32676											
Ø 25 mm	**RBE 06.6025**							■		Ø 25 mm	**RBE 06.7025**
Ø 34 mm	**RBE 06.6034**							■		Ø 34 mm	**RBE 06.7034**
Ø 50 mm	**RBE 06.6050**							■		Ø 50 mm	**RBE 06.7050**

- **Protective caps and manifolds:** see p. 26-27.

Part-numbers

RBE 08

Standard sockets

Panel mounted sockets

	End connection	Part-numbers	Standard	IA	IA/HPL	IA/HPG	IC	IC/HPI	Part-numbers
Female thread									
	G 1/4	**RBE 08.1101**	■	■	■	■	■	■	**RBE 08.2101**
	G 3/8	**RBE 08.1102**	■	■	■	■	■	■	**RBE 08.2102**
	G 1/2	**RBE 08.1103**	■	■	■	■	■	■	**RBE 08.2103**
	Rc 3/8	**RBE 08.1112**	■	■	■	■	■	■	**RBE 08.2112**
	NPT 1/4	**RBE 08.1201**	■	■	■	■	■	■	**RBE 08.2201**
	NPT 3/8	**RBE 08.1202**	■	■	■	■	■	■	**RBE 08.2202**
	NPT 1/2	**RBE 08.1203**	■	■	■	■	■	■	**RBE 08.2203**
* as per SAE J 1926	UN 3/4 - 16 *	**RBE 08.1319**	■	■	■	■	■	■	**RBE 08.2319**
Male thread									
	G 1/4	**RBE 08.1151**	■	■	■	■	■	■	**RBE 08.2151**
	G 3/8	**RBE 08.1152**	■	■	■	■	■	■	**RBE 08.2152**
	G 1/2	**RBE 08.1153**	■	■	■	■	■	■	**RBE 08.2153**
	NPT 1/4	**RBE 08.1251**	■	■	■	■	■	■	**RBE 08.2251**
	NPT 3/8	**RBE 08.1252**	■	■	■	■	■	■	**RBE 08.2252**
	NPT 1/2	**RBE 08.1253**	■	■	■	■	■	■	**RBE 08.2253**
For rubber hose									
	Ø 8 mm	**RBE 08.1808**	■	■			■		**RBE 08.2808**
	Ø 10 mm	**RBE 08.1810**	■	■			■		**RBE 08.2810**
	Ø 13 mm	**RBE 08.1813**	■	■			■		**RBE 08.2813**
	Ø 16 mm	**RBE 08.1816**	■	■			■		**RBE 08.2816**
For plastic pipe									
	Ø 8/10 mm	**RBE 08.1908**	■	■			■		**RBE 08.2908**
	Ø 10/12 mm	**RBE 08.1910**	■	■					**RBE 08.2910**
For copper pipe									
	Ø 8/10 mm	**RBE 08.1708**	■	■					**RBE 08.2708**
	Ø 10/12 mm	**RBE 08.1710**	■	■					**RBE 08.2710**
For calibrated stainless steel pipe* (double ring union) compliant with ISO 1127 class D4 and ASTM A 269 class 1 (installation instructions RV1300100)									
	ext. Ø 10 mm	**RBE 08.1770**		■	■	■	■	■	**RBE 08.2770**
	ext. Ø 12 mm	**RBE 08.1772**		■	■	■	■	■	**RBE 08.2772**
	ext. Ø 3/8"	**RBE 08.1755**		■	■	■	■	■	**RBE 08.2755**
	ext. Ø 1/2"	**RBE 08.1756**		■	■	■	■	■	**RBE 08.2756**
Clamp profile pursuant to ISO 2852 and DIN 32676									
	Ø 25 mm	**RBE 08.1025**					■		
	Ø 34 mm	**RBE 08.1034**					■		
	Ø 50 mm	**RBE 08.1050**					■		

Part-numbers

RBE 08

Full flow plugs

Auto shut-off plugs

supplied with chloroprene (CR) protective cap (see p. 27)

End connection	Part-numbers	Standard	HPL	HPG	IA	IA/HPL	IA/HPG	IC	IC/HPI	End connection	Part-numbers
Female thread											
G 1/4	**RBE 08.6101**	■	■	■				■	■		
G 3/8	**RBE 08.6102**	■	■	■				■	■		
G 1/2	**RBE 08.6103**	■	■	■				■	■		
NPT 1/4	**RBE 08.6201**	■	■	■				■	■		
NPT 3/8	**RBE 08.6202**	■	■	■				■	■		
NPT 1/2	**RBE 08.6203**	■	■	■				■	■		
		■			■	■	■	■	■	G 1/4	**RBE 08.7101**
		■			■	■	■	■	■	G 3/8	**RBE 08.7102**
		■			■	■	■	■	■	G 1/2	**RBE 08.7103**
		■			■	■	■	■	■	Rc 3/8	**RBE 08.7112**
		■			■	■	■	■	■	NPT 1/4	**RBE 08.7201**
		■			■	■	■	■	■	NPT 3/8	**RBE 08.7202**
		■			■	■	■	■	■	NPT 1/2	**RBE 08.7203**
					■	■	■	■	■	UN 3/4 - 16 *	**RBE 08.7319**
Male thread											
G 1/4	**RBE 08.6151**	■	■	■				■	■		
G 3/8	**RBE 08.6152**	■	■	■				■	■		
G 1/2	**RBE 08.6153**	■	■	■				■	■		
NPT 1/4	**RBE 08.6251**	■	■	■					■		
NPT 3/8	**RBE 08.6252**	■	■	■					■		
NPT 1/2	**RBE 08.6253**	■	■	■				■	■		
		■			■	■	■	■	■	G 1/4	**RBE 08.7151**
		■			■	■	■	■	■	G 3/8	**RBE 08.7152**
		■			■	■	■	■	■	G 1/2	**RBE 08.7153**
		■			■	■	■	■	■	NPT 1/4	**RBE 08.7251**
		■			■	■	■	■	■	NPT 3/8	**RBE 08.7252**
		■			■	■	■	■	■	NPT 1/2	**RBE 08.7253**
For rubber hose											
Ø 6 mm	**RBE 08.6806**	■						■			
Ø 8 mm	**RBE 08.6808**	■						■			
Ø 10 mm	**RBE 08.6810**	■						■			
Ø 13 mm	**RBE 08.6813**	■						■			
Ø 16 mm	**RBE 08.6816**	■						■			
		■			■			■		Ø 8 mm	**RBE 08.7808**
		■			■			■		Ø 10 mm	**RBE 08.7810**
		■			■			■		Ø 13 mm	**RBE 08.7813**
		■			■			■		Ø 16 mm	**RBE 08.7816**
For plastic pipe											
Ø 8/10 mm	**RBE 08.6908**	■						■			
Ø 10/12 mm	**RBE 08.6910**	■									
		■			■			■		Ø 8/10 mm	**RBE 08.7908**
		■			■					Ø 10/12 mm	**RBE 08.7910**

* as per SAE J 1926



Part-numbers

RBE 08

Full flow plugs

Auto shut-off plugs

supplied with chloroprene (CR) protective cap (see p. 27)

End connection	Part-numbers	Standard	HPL	HPG	IA	IA/HPL	IA/HPG	IC	IC/HPI	End connection	Part-numbers
For copper pipe											
Ø 8/10 mm	**RBE 08.6708**	■									
Ø 10/12 mm	**RBE 08.6710**	■									
		■			■					Ø 8/10 mm	**RBE 08.7708**
		■			■					Ø 10/12 mm	**RBE 08.7710**

End connection	Part-numbers	Standard	HPL	HPG	IA	IA/HPL	IA/HPG	IC	IC/HPI	End connection	Part-numbers
For calibrated stainless steel pipe* (double ring union) compliant with ISO 1127 class D4 and ASTM A 269 class 1 (installation instructions RV1300100)											
ext. Ø 10 mm	**RBE 08.6770**	■	■	■				■	■		
ext. Ø 12 mm	**RBE 08.6772**	■	■	■				■	■		
ext. Ø 3/8"	**RBE 08.6755**	■	■	■				■	■		
ext. Ø 1/2"	**RBE 08.6756**	■	■	■				■	■		
					■	■	■	■	■	ext. Ø 10 mm	**RBE 08.7770**
					■	■	■	■	■	ext. Ø 12 mm	**RBE 08.7772**
					■	■	■	■	■	ext. Ø 3/8".	**RBE 08.7755**
					■	■	■	■	■	ext. Ø 1/2"	**RBE 08.7756**

End connection	Part-numbers	Standard	HPL	HPG	IA	IA/HPL	IA/HPG	IC	IC/HPI	End connection	Part-numbers
Clamp profile pursuant to ISO 2852 and DIN 32676											
Ø 25 mm	**RBE 08.6025**							■			
Ø 34 mm	**RBE 08.6034**							■			
Ø 50 mm	**RBE 08.6050**							■			
								■		Ø 25 mm	**RBE 08.7025**
								■		Ø 34 mm	**RBE 08.7034**
								■		Ø 50 mm	**RBE 08.7050**

- **Protective caps and manifolds:** see p. 26-27.

Part-numbers

RBE 11

Standard sockets

Panel mounted sockets





End connection	Part-numbers	Standard	IA	IA/HPL	IA/HPG	IC	IC/HPI	Part-numbers
Female thread								
G 3/8	**RBE 11.1102**	■	■	■	■	■	■	**RBE 11.2102**
G 1/2	**RBE 11.1103**	■	■	■	■	■	■	**RBE 11.2103**
G 3/4	**RBE 11.1104**	■	■	■	■	■	■	**RBE 11.2104**
Rc 1/2	**RBE 11.1113**	■	■	■	■	■	■	**RBE 11.2113**
NPT 3/8	**RBE 11.1202**	■	■	■	■	■	■	**RBE 11.2202**
NPT 1/2	**RBE 11.1203**	■	■	■	■	■	■	**RBE 11.2203**
NPT 3/4	**RBE 11.1204**	■	■	■	■	■	■	**RBE 11.2204**
UN 7/8 - 14 *	**RBE 11.1322**	■	■	■	■	■	■	**RBE 11.2322**

* as per SAE J 1926



End connection	Part-numbers	Standard	IA	IA/HPL	IA/HPG	IC	IC/HPI	Part-numbers
Male thread								
G 3/8	**RBE 11.1152**	■	■	■	■	■	■	**RBE 11.2152**
G 1/2	**RBE 11.1153**	■	■	■	■	■	■	**RBE 11.2153**
G 3/4	**RBE 11.1154**	■	■	■	■	■	■	**RBE 11.2154**
NPT 3/8	**RBE 11.1252**	■	■	■	■	■	■	**RBE 11.2252**
NPT 1/2	**RBE 11.1253**	■	■	■	■	■	■	**RBE 11.2253**
NPT 3/4	**RBE 11.1254**	■	■	■	■	■	■	**RBE 11.2254**





End connection	Part-numbers	Standard	IA	IA/HPL	IA/HPG	IC	IC/HPI	Part-numbers
For rubber hose								
Ø 8 mm	**RBE 11.1808**	■						**RBE 11.2808**
Ø 10 mm	**RBE 11.1810**	■				■		**RBE 11.2810**
Ø 13 mm	**RBE 11.1813**	■	■			■		**RBE 11.2813**
Ø 16 mm	**RBE 11.1816**	■	■			■		**RBE 11.2816**
Ø 19 mm	**RBE 11.1819**	■	■			■		**RBE 11.2819**

End connection	Part-numbers	Standard	IA	IA/HPL	IA/HPG	IC	IC/HPI
Clamp profile pursuant to ISO 2852 and DIN 32676							
Ø 25 mm	**RBE 11.1025**					■	
Ø 50 mm	**RBE 11.1050**					■	



Part-numbers

RBE 11

Full flow plugs

Auto shut-off plugs

supplied with chloroprene (CR) protective cap (see p. 27)

	End connection	Part-numbers	Standard	HPL	HPG	IA	IA/HPL	IA/HPG	IC	IC/HPI	End connection	Part-numbers
Female thread												
	G 1/4	**RBE 11.6101** KCC	■	■					■			
	G 3/8	**RBE 11.6102** KCC	■	■	■				■	■		
	G 1/2	**RBE 11.6103** KCC	■	■	■				■	■		
	G 3/4	**RBE 11.6104** KCC	■	■	■				■	■		
	NPT 3/8	**RBE 11.6202**	■	■	■				■	■		
	NPT 1/2	**RBE 11.6203**	■	■	■				■	■		
	NPT 3/4	**RBE 11.6204**	■	■	■				■	■		
			■			■	■	■	■	■	G 3/8	**RBE 11.7102** KCC
			■			■	■	■	■	■	G 1/2	**RBE 11.7103** KCC
			■			■	■	■	■	■	G 3/4	**RBE 11.7104** KCC
			■			■	■	■	■	■	Rc 1/2	**RBE 11.7113**
			■			■	■	■	■	■	NPT 3/8	**RBE 11.7202**
			■			■	■	■	■	■	NPT 1/2	**RBE 11.7203**
			■			■	■	■	■	■	NPT 3/4	**RBE 11.7204**
			■			■	■	■	■	■	UN 7/8 - 14 *	**RBE 11.7322**
Male thread												
	G 3/8	**RBE 11.6152** KCC*	■	■	■				■	■		
	G 1/2	**RBE 11.6153**	■	■	■				■	■		
	G 3/4	**RBE 11.6154** KCC	■	■	■				■	■		
	NPT 3/8	**RBE 11.6252**	■	■	■							
	NPT 1/2	**RBE 11.6253**	■	■	■							
	NPT 3/4	**RBE 11.6254**	■	■	■							
			■			■	■	■	■	■	G 3/8	**RBE 11.7152** KCC
			■			■	■	■	■	■	G 1/2	**RBE 11.7153** KCC
			■			■	■	■	■	■	G 3/4	**RBE 11.7154** KCC
			■			■	■	■	■		NPT 3/8	**RBE 11.7252**
			■			■	■	■	■		NPT 1/2	**RBE 11.7253**
			■			■	■	■	■		NPT 3/4	**RBE 11.7254**
For rubber hose												
	Ø 6 mm	**RBE 11.6806**	■						■			
	Ø 8 mm	**RBE 11.6808**	■						■			
	Ø 10 mm	**RBE 11.6810**	■						■			
	Ø 13 mm	**RBE 11.6813**	■						■			
	Ø 16 mm	**RBE 11.6816**	■						■			
	Ø 19 mm	**RBE 11.6819**	■						■			
			■			■			■		Ø 13 mm	**RBE 11.7813**
			■			■			■		Ø 16 mm	**RBE 11.7816**
			■			■			■		Ø 19 mm	**RBE 11.7819**
Clamp profile pursuant to ISO 2852 and DIN 32676												
	Ø 25 mm	**RBE 11.6025**							■			
	Ø 50 mm	**RBE 11.6050**							■			
									■		Ø 25 mm	**RBE 11.7025**
									■		Ø 50 mm	**RBE 11.7050**

* Only available on IC and IC/HPI versions.

* as per SAE J 1926

■ **Protective caps and manifolds:** see p. 26-27.

Part-numbers

RBE 19

Standard sockets

Panel mounted sockets

	End connection	Part-numbers	Standard	IA	IA/HPL	IA/HPG	IC	IC/HPI	Part-numbers
Female thread									
	G 3/4	**RBE 19.1104**	■	■	■	■	■	■	**RBE 19.2104**
	G 1	**RBE 19.1105**	■	■	■	■	■	■	**RBE 19.2105**
	Rc 3/4	**RBE 19.1114**	■	■	■	■	■	■	**RBE 19.2114**
	NPT 3/4	**RBE 19.1204**	■	■	■	■	■	■	**RBE 19.2204**
	NPT 1	**RBE 19.1205**	■	■	■	■	■	■	**RBE 19.2205**
* as per SAE J 1926	UN 1 5/16 - 12 *	**RBE 19.1333**	■	■	■	■	■	■	**RBE 19.2333**
Male thread									
	G 3/4	**RBE 19.1154**	■	■	■	■	■	■	**RBE 19.2154**
	G 1	**RBE 19.1155**	■	■	■	■	■	■	**RBE 19.2155**
	NPT 3/4	**RBE 19.1254**	■	■	■	■	■	■	**RBE 19.2254**
	NPT 1	**RBE 19.1255**	■	■	■	■	■	■	**RBE 19.2255**
For rubber hose									
	Ø 19 mm	**RBE 19.1819**	■	■			■		**RBE 19.2819**
	Ø 25 mm	**RBE 19.1825**	■	■			■		**RBE 19.2825**













Part-numbers

RBE 19

Full flow plugs

Auto shut-off plugs

supplied with chloroprene (CR) protective cap (see p. 27)

	End connection	Part-numbers	Standard	HPL	HPG	IA	IA/HPL	IA/HPG	IC	IC/HPI	End connection	Part-numbers
Female thread												
	G 3/4	**RBE 19.6104**	■	■	■				■	■		
	G 1	**RBE 19.6105**	■	■	■				■	■		
	NPT 3/4	**RBE 19.6204**	■	■	■				■	■		
	NPT 1	**RBE 19.6205**	■	■	■				■	■		
			■			■	■	■	■	■	G 3/4	**RBE 19.7104** KCS
			■			■	■	■	■	■	G 1	**RBE 19.7105** KCS
			■			■	■	■	■	■	Rc 3/4	**RBE 19.7114**
			■			■	■	■	■	■	NPT 3/4	**RBE 19.7204**
			■			■	■	■	■	■	NPT 1	**RBE 19.7205**
		* as per SAE J 1926				■	■	■	■	■	UN 1 5/16 - 12 *	**RBE 19.7333**
Male thread												
	G 3/4	**RBE 19.6154** KCS	■	■	■				■	■		
	G 1	**RBE 19.6155** KCS	■	■	■				■	■		
	NPT 3/4	**RBE 19.6254**	■	■	■				■	■		
	NPT 1	**RBE 19.6255**	■	■	■				■	■		
			■			■	■	■	■	■	G 3/4	**RBE 19.7154** KCS
			■			■	■	■	■	■	G 1	**RBE 19.7155** KCS
			■			■	■	■	■	■	NPT 3/4	**RBE 19.7254**
			■			■	■	■	■	■	NPT 1	**RBE 19.7255**
For rubber hose												
	Ø 19 mm	**RBE 19.6819**	■						■			
	Ø 25 mm	**RBE 19.6825**	■						■			
			■			■			■		Ø 19 mm	**RBE 19.7819**
			■			■			■		Ø 25 mm	**RBE 19.7825**

- **Protective caps and manifolds:** see p. 26-27.

Part-numbers

Manifolds

Available in standard, IA and IC versions.
Not available in double shut-off, W and safety keys versions.

Description	End connection	Part-numbers				
		RBE 03	RBE 06	RBE 08	RBE 11	RBE 19
Fixed two-way Y	G 1/4	**RBE 03.8101**	**RBE 06.8101**			
	G 3/8		**RBE 06.8102**			
	G 1/2		**RBE 06.8103**	**RBE 08.8103**		
	G 3/4				**RBE 11.8104**	**RBE 19.8104**
Adjustable two-way Y		**RBE 03.8600**	**RBE 06.8600**	**RBE 08.8600**	**RBE 11.8600**	**RBE 19.8600**
Adjustable two-way straight 		**RBE 03.8660**	**RBE 06.8660**			

Part-numbers

Protective caps

To be ordered separately (excluding Chloroprene cap).

Socket caps

Standard version: **RBE xx.8500**
Stainless steel version (IC): **RBE xx.8500/IC**



Socket with PP option (see p. 9)

Standard version: **RBE xx.8500/PP**
Stainless steel version (IC): **RBE xx.8500/IC/PP**

Socket with safety key option (see page 8)

Standard version: **RBE xx.8500/U**
Stainless steel version (IC): **RBE xx.8500/IC/U**

Socket with safety key and PP option
(see pages 8-9)

Standard version: **RBE xx.8500/U/PP**
Stainless steel version (IC): **RBE xx.8500/IC/U/PP**

Plug caps

Standard chloroprène (CR) version:
RBE xx.8550/BC

Supplied as standard with all auto shut-off plugs.

Stainless steel version (IC):: **RBE xx.8550/IC**

Replace **xx** with the flow diameter of the corresponding socket or plug
E.g.: RBE 03.8550 = cap for a plug with a 3 mm flow diameter.

RC1000307G

■ Stäubli Units ○ Representatives/Agents

Global presence of the Stäubli Group

www.staubli.com

Staubli is a trademark of Stäubli International AG, registered in Switzerland and other countries. © Stäubli 23/10/2019.
We reserve the right to modify product specifications without prior notice.
corporate.communications@staubli.com | Photocredits: Stäubli

STÄUBLI